

THE CARAVANER

February 2010

Welcome Lazy Dazers to Buena Vista!
Your Host Group, the No-Mads



Through wind and rain, nothing stops the dedicated Lazy Daze Caravan Club!

Through inclement weather, 39 brave rigs registered at Lake Perris for our first Host Group sponsored Caravan. An adventure enjoyed by those that could make the trip through one of the rainiest weeks in the past few years. This may prove to be a challenge for us with hints of El Niño bringing us a very wet year. Hopefully it will fill our reservoirs and pack our mountains with snow to ease the draught in California.

Thanks to the Outbacks for kicking off this new era. Many enjoyed the tour of March Air Base arranged for us by our Hosts.



The skies opened up Saturday to allow for the fun activities we all enjoy. I'm looking forward to many more years of Caravaning with the fun loving Lazy Daze Caravan Club.



David Hurley
Rig #229 Editor

WE SALUTE YOU

HOST TENT VOLUNTEERS FOR JANUARY



Welcome Lazy Dazers - It's a new year and a new beginning for our Club, and, WOW - what a week - rain, rain and more rain. Certainly not what we hoped for while hosting our first Caravan but "Mother Nature" does not always cooperate. The host tent was only open Wednesday morning until noon when, along with some hail, the rain began again and continued off and on for most of the week. Our thanks to Dave & Katharine Spencer and Ruben & Jenny Pasillas for hosting Wednesday morning. Also, we appreciate the following for their good intentions by signing up to host but, unfortunately, were rained out.

Margaret & Mike Skinner

Roadrunners

George & Rosie Reeder

Bob & Joanne Wayne

Joann Watson

Don & Barbara Sitts

We did have a good day Saturday - blue skies and sunshine. It allowed the normal activities and everyone was happy to be outdoors.

It was a fun, satisfying experience being your host group and we hope all those that were able to make it enjoyed themselves despite the conditions. Thank you for coming!


Your Host Group,
The Outbacks

Door Prizes, Birthday and Anniversary Gifts.



John & Paula Van Wongerghem of the Roadrunners, shopped for gifts for the Lake Perris Caravan. Through rain, sleet or snow, Roadrunners can be counted on to "shop till they drop" in search of the perfect gift to make our members happy!

Thanks John and Paula!



Painted Turtle

How Painted Turtle got its name

There is a story told during the opening campfire called "The Legend of the Painted Turtle" In a nut shell, or turtle shell, if you will, the legend tells the story of how the turtle got its many-colored shell and how each color on its back represents a different gift he has uncovered in his life-friends, laughter, love, courage and so on. When I think of the turtle's shell, the mosaic of colors and all the pieces it takes to create the wonderful shell that the turtle leans to call home, it makes me think about all the different people it takes to make the camp the success it is.





Lazy Dazers you are a part of that wonderful shell and the family at the Camp do thank Team Turtle for all those wonderful afghans, blankets, turtle pillows and craft supplies. We make a difference giving these children an experience they would never have otherwise.

Now for those of you who do not want to sew, knit or crochet, there is a Wish List for next summer's camp.

Arts and Crafts:Tempra Paints, gal size, tie dye kits, bedside craft kits, glow sticks(sticks, bracelets or necklaces), streamers all colors, kit bird houses and cars, nails of various sizes. There is more, but this is what I am willing to handle.

Jane Farwell

The Afghan Collector



Mother Nature

Wow! We have never before witnessed the Weatherman's wrath like we did at Lake Perris. Years ago we had rain at Live Oak for 29 hours, but this demonstration of precipitation was for 4 days (remember I'm an Outback and we came in on Tuesday). What started out as ordinary, boring, Southern California drizzily wetness became an exciting downpour accompanied at times by lightning, thunder and wind followed by more cells of rain and wind. Finally on Saturday, the skies cleared early and the mountains sparkled in their marshmallow coating. That night we could finally burn up our wood and view the stars, first quarter moon and Venus, often called the evening star.

Between storms, birds came out of hiding and searched for seeds and bugs. Beechy ground squirrels scampered about searching for anything edible. Coyotes trotted just beyond the edge of camp in the daytime every day. Dog walkers used short leashes and scanned the pathways ahead. A robust, solitary raven kept an eye on us. There was a definite skunk odor near the dumpster. Two squirrel holes had been enlarged behind it so my guess is the squirrels have been displaced by the black and white "kitties".

An Anna's hummingbird visited my campsite as did one left over western bluebird, also several brown towhees and juncos. Trees are starting to leaf out. On Friday between storms, a herd of quail (flock doesn't quite describe 70 or so birds on the ground) covered both sides of the road in the area at the beginning of our camp. They were there for some minutes and like a flash they were gone the next second. Come on a Nature Walk some time and I'll teach you how to count a flock.

Mother Nature

Lurlie Edgecomb #2285

Washer Toss



1st Place winner: Vern Tutterow &
Bill Arthur a.k.a. Willimina



2nd Place winners: Ann Cook &
Don McCutcheon

March Air Force Group



GOODWILL AMBASSADOR REPORT



It is always a big decision whether to start or end my article with sad news, so I decided to do it at the beginning and take the attitude that it will be the last time I have to report of the loss of one our fellow caravaners. SHIRLEY MONTEITH #1507 of the former Lazy Gourmets who had been in and out the hospital for an unknown problem in recent months lost her battle on January 5th. A card was sent to her husband, BILL MONTEITH from the membership.

EDYTHE WASS #749, At Large passed away January 16th. For years her husband, ROLAND, conducted Church of the Lazy Daze every caravan Sunday morning. He always rang the bell calling people to the service.

TINA ZOLL #2740 of the Outback's was in the hospital in December for some corrective plumbing surgery. The surgery went well, but she had complications of shortness of breath. She was out of the hospital in time for Christmas as she didn't want to miss Santa's visit.

At Large, CAROL MORSE #2737 is suffering from stage 4 cancers of the brain and lung. Please send your card of thoughtfulness to her and to remind her that she is not forgotten. Her husband, FRED asks that you remember them in your prayers.

ROSE CLEEK #2298 of the Back Scratcher's had knee surgery on January 15th. We hope to see her back again hopping up to the washer boards soon.

Another Back Scratcher, LINDA ALLEN #2960, had breast cancer surgery on December 15th. She seems to have a very positive attitude about her condition, but she will be missing caravans with no travel in the coming year for her need to stay out of large groups of people. She said, "My affection for my LD 'family' and Back Scratcher's remains unchanged." Also not erase her name from ANYTHING!

Outback, MARTY MITCHELL #2340 had gall bladder surgery about November 18th. He is still suffering from the after effects of it. He is now improving in a care facility in Colton. I understand he is supposedly keeping the staff on their toes.

Another Outback, ROSEMARY KRAUSE #2348 has broken a bone in her neck. She is making a fashion statement with one those stiff neck collars.

Back Scratcher, TERRY JOE #2347 is still recovering from his back surgery he had on December 10th. It is a slow process but when he is up and running he will find it was worth the effort to get this taken care of so he can enjoy his retirement more.

FYI – Since I took over this little job in September of 2006 I have mailed over 211 cards to our members for numerous and various reasons. I hope that I have been able to cheer someone or make their load not as hard to handle. I may shop for the cards and address them but remember they are sent with the wishes from all the Lazy Daze Members for your speedy recovery or just to help you work through your problem of the moment. Please secure my job by keeping me informed of those who are in need.

Mona Shaner
MonaL@sbcglobal.net 1/15/10



Where Are We?

Submitted by Don & Rosemary Webb — Rig # 2477



Submitted by David & Carole Hurley — Rig # 229



Terry's Tech Talk

Tech Talk Article 47

MaxxAir II Vent Cover

02/2010

Vent cover installation is a relatively easy "Do-It-Yourself" project that protects the vent lid from deterioration from the sun's ultraviolet rays. When the vent lid is open the vent cover will keep the rain out, and eliminate lid flutter when the wind blows or while you are driving down the road. This article is about installing a simple non-powered vent cover. It has been maybe seven years since I installed the vents on my rig and several other brands of vent covers are on the market now. When I was looking for my vent covers, the MaxxAir covers had the best screens and were made out of the thickest plastic. The current product line is shown on www.maxxair.com. I did not give the two-piece vent covers much consideration as I was concerned about how they would survive a low branch strike. I have two MaxxAir covers over my vents that do not have high powered fans and a Fan/Mate cover over my Fan-Tastic powered fan. It appears to me that the new MaxxAir II cover is going to replace the rather awkwardly long Fan/Mate cover. The covers come in a variety of colors. The three covers are shown below along with their specifications:



MaxxAir (\$30)
Open Area = 79 sq. in.
18½"W x 19½"L x 9"H



Fan/Mate (\$65?)
Open Area = 113 sq. in.
20½"W X 32½"L x 9½"H



MaxxAir II (\$40)
Open Area = 150 sq. in.
20⅞"W x 22⅞"L x 9⅞"H

I measured and calculated the above Open Areas. The 14 inch by 14 inch square vent opening is 196 sq. in. and the Fan-Tastic fan opening is about 103 sq. in.

I placed a MaxxAir II over a Fan-Tastic fan while the fan was running and noticed only slight decrease in air flow rate only at the highest speed as compared to no cover on the vent. I have yet to run my Fan-Tastic fan on the highest setting for more than a moment so for me there is no problem using this vent cover over my powered fan. Today, I would install the MaxxAir II cover on all of my vents.

The MaxxAir II cover is hinged for easy cleaning. The four brackets are identical. The "hinge side" brackets have a long machine screw and nut for a connector between the bracket and the cover while the "latch side" has a "cotter-like" pin. The brackets attach to the vertical lip of the vent opening so you are not drilling holes into the roof. The holes you drill into the vertical lip should be well above the high water mark of Lake Newton, but a dab of caulk before you run the screws in would insure a "no leak" installation. If you are installing the cover over a powered fan, you will need to purchase eight #6 x ½ inch stainless steel self tapping screws or call MaxxAir and they will send them to you at no cost to you. The fasteners provided with the MaxxAir II are machine screws with nuts and they work fine on a standard vent lip with access to both sides of the lip. To install, first figure out which side of the cover will be the hinged side. Then attach the brackets to the cover. Place the cover over the vent with the louvered vents to the rear of the rig. Position the cover centered fore and aft. Mark the hole locations on the vent lip. Drill the holes. Attach the brackets and you are done. To clean the vent, simply pull the two pins and swing the cover up and out of the way. The instructions are easy to follow.

[Techsnoz](http://www.techsnoz.com), the "Tech Talk" website.

Check it out at: <http://autos.groups.yahoo.com/group/Techsnoz/>
Terry Tanner Rig #2779

PLEASE REMEMBER
To Park So You Don't
Block The Exit Of
Another Rig

? EMERGENCY ?
Call on CB Channel 30
CODE RED: FIRE/GAS LEAK
CODE BLUE: MEDICAL
PLEASE Do Not Use the CB Until
The ALL CLEAR Is Sounded



Keep in the KNOW!
Pick up the latest news — from the
Lazy Daze website!

Art & Barbara Berggreen #2771
www.lazydazecaravanclub.org

From the Editor

The deadline for articles is the Sunday following each Caravan. Thank you for your continuing support in the production of the Caravaner.

David Hurley Rig #229
 PO Box 3155
 Ontario, CA 91761-0916
d.churley@verizon.net



BAKERSFIELD MUSEUMS

The Crystal Palace
 2800 Buck Owens Boulevard 93308
 328-7560
 Buck Owens' Country and Western Museum, restaurant and performing arts center.

Kern County Museum
 3801 Chester Avenue 93301
 852-5000
 Experience Kern County's past in this restored Victorian Village. You will see buildings such as an 1899 general store, a one-room schoolhouse and a grand Queen Anne Victorian home. A multi-million dollar interactive exhibit - Black Gold: The Oil Experience - pays tribute to Kern's oil history.

Lori Brock Children's Discovery Center
 3801 Chester Avenue 93301
 852-5000 or 861-2132
 Newly remodeled facility offers exhibits and classes year-round for "hands-on" teaching. Displays include art, history, humanities and science, encouraging creative thought.

Bakersfield Museum of Art
 1930 R Street 93301
 323-7219
 Municipal art museum with permanent collections of local and California artists, rotating exhibits, classes, seminars and school tours.

California Living Museum (CALM)
 10500 Alfred Harrell Highway 93306
 872-2256
 Fascinating exhibits showcasing California plant and animal life.

Minter Field Air Museum
 401 Vultee, Shafter 93463
 393-0291
 Local military aviation history lives at the Minter Field Airport where the annual Warbirds in Action air show is held.